
A Note on This Site

Thanks for visiting this archive site devoted to **Screen Porch**. The company is no longer in existence, and information on this site is not current. It is intended to offer background on the company and its founders as well as insight into the early history of social software on the Web. It will also provide some orientation about Caucus itself.

Please note that **Caucus lives on** as an Open Source technology and is in wide use, especially in the education industry. For more information, please see www.caucus.com.

Many links in this archive site will not work. Sorry for the inconvenience.

- [home](#)

[Company Backgrounder](#)

[Caucus Success Stories](#)

[Licensing and Sales](#)

[Job Opportunities](#)

[Contacting Screen Porch](#)

[Latest News \(Updated: \)](#)

Welcome to Screen Porch

Screen Porch was founded in 1996 to provide Caucus — ground-breaking, Web-based software for teams and learning groups online. Caucus is the world's first and leading Web-based conferencing software. It is used around the world for critical collaboration—to support virtual teams, virtual campuses for distance learning, and virtual conference centers for communities of practice.

The founders of Screen Porch have been developing online teaming and learning environments for organizations worldwide for nearly two decades. For more information about Screen Porch, see the [company backgrounder](#).

Product Information

- [Caucus Overview](#)
- [Caucus Components](#)
- [A Guided Tour of Caucus](#)
- [Caucus 4.0 Announcement](#)
- [Caucus 4.0 — New Features](#)

Caucus lives on

For more information about Caucus, please visit www.caucus.com.

"...rich functionality for creating and sharing information..., brainstorming and creativity, and increasing productivity."

—Jerry Michalski, Edventure Holdings, Inc.



Caucus is the world's best [conferencing software](#). It gives people spaces online where they meet as teams, learning groups, and communities to create and share knowledge, experience, ideas, and information.

In static Web sites, information doesn't change or it is updated oh-so-slowly. But Caucus is always evolving. You shape the conference center every time you visit. It's personal and meaningful, and it gets better all the time.

Highlights

A Caucus conference center is a constantly-growing network of people, purposes, resources, and information:

- you can contribute anytime
- you always see what is relevant to you
- you can start new topics anytime
- you can include anything Web-compatible:

Files and documents, Web pages and anything that can go on them, mailtos and URLs, images, databases, audio, Java applets, you get the idea...

Benefits

People work best when they work together. Caucus removes the barriers to working together online. You get:

- a shared space online that's available whenever and wherever you are
- efficient access to the ideas and information of other people
- easy ways to contribute ideas and information to others
- flexible, personalized ways to view and manage knowledge that's important to you

Applications

Organizations use Caucus for teamwork, learning, and community-building:

- strategic projects
- virtual courses and campuses
- online events
- virtual team centers
- communities of practice

and much, much more

Who's using Caucus today

US Department of Defense
[The Metanet](#)
[Community Intelligence Labs](#)

US Army Corps of Engineers
General Services Administration
University of Arizona
Carleton College

[Product Information](#)

[A Guided Tour of Caucus](#)

[Demonstration and Support Conferences](#)

[Trial Download](#)

[Customer Download](#)

British Telecom
[ConBrio](#)
[ArtsWire](#)

[Twin-Cities FreeNet](#)
City of Santa Monica
Maui Technical Research Center
and many, many more

Caucus nuts & bolts

Caucus runs with standard Internet hardware and OS/Web server software and is compatible with most Web server authentication and security methods. It interoperates with other Web-compatible software. Caucus combines a rich computer-conferencing API, an HTML-compatible scripting language, and complete Web compatibility.

Server requirements

Caucus runs on Microsoft Windows NT and many popular UNIX platforms. Supported Web server software includes Microsoft Internet Information Server, Netscape Enterprise Server, and the Apache Web Server.

Client requirements

Only a standard Web browser is required.

Licensing

Screen Porch offers flexible licensing options to meet the needs of your organization. Visit our [Licensing and Sales](#) pages for more information.

Y2K

Caucus 4.0 is fully Year-2000 compliant.

Caucus Product Information

Caucus comes with everything you need to create workspaces on the Web. Caucus includes server software, workspace templates, extensive customizability, and complete HTML compatibility.

[The Caucus Server](#)

The Caucus server is an engine for collaboration, managing all Caucus information, handling the structure of workspaces (called conferences), and managing user lists and permissions. The server provides each user with exactly the information he or she has permission to access. All information is saved in Caucus; there is no need to purchase additional software. Administration is via an easy Web browser interface.

[The Caucus Center](#)

The Caucus Center is created automatically when you install Caucus—it is ready to use. You can put your Center to work immediately by creating conference workspaces, adding users, and integrating Web-accessible materials. You can customize many attributes of the Caucus center using browser-based forms; for more control, you can tailor your Caucus Center templates by editing the HTML on which they're based or modifying the Caucus Markup Language (CML), the HTML-compatible scripting language included with Caucus.

[Caucus Markup Language](#)

The Caucus Center consists of HTML pages, output by Caucus from CML templates. These templates can be customized in many ways using standard HTML tools. Our engineers and other Caucus developers frequently post useful new CML templates at the Screen Porch Web site.

CML offers facilities for custom development, enabling you to add new CML templates to your Caucus Center and create new Caucus conference applications for teamwork and learning. A developer familiar with Basic or PERL will find CML simple to learn. Your CML scripts can include any HTML, allowing you to integrate video, audio, database entry points, Java, ActiveX, or other HTML in your new Caucus workspaces.

[Caucus Documentation](#)

Caucus comes with full on-line documentation for users and administrators. This collection of FAQs, technical documents, user guides, and white papers provides the information to give you an in-depth understanding of the Caucus environment.

- [Product Information](#)

- [The Caucus Server](#)
 - [The Caucus Center](#)
 - [Caucus Markup Language](#)
 - [Documentation](#)
 - [Caucus FAQ](#)

- [A Guided Tour of Caucus](#)

- [Demonstration and Support Conferences](#)

- [Trial Download](#)

- [Supported Platforms and Servers](#)

(For licensing information, visit our [Licensing and Sales](#) pages.)

The Caucus Server

What is the Caucus Server?

The Caucus server is an open, powerful engine that creates virtual workspaces where people can work together on the Web. Built for the net, the Caucus server runs under Microsoft Windows NT and on most popular UNIX platforms, and works with any CGI-compatible Web server software and with the other infrastructure components of an Internet or intranet site.

The Caucus server manages all the collaborative information you create in Caucus conference workspaces. It also handles the structure of your workspace conferences, managing user lists, permissions, and appropriate views of information for each user, as well as any other resources you've attached to a Caucus workspace.

Caucus includes its own conference database; there's no need to purchase additional software. On the other hand, if you have developed browser front ends to applications on other databases, these HTML access points may be integrated within a Caucus workspace.

Who should employ the Caucus Server?

The Caucus server provides a collaborative applications platform for organizations on the Web, including:

- Enterprises that wish to support virtual teams and workplace or customer communities in scalable, flexible collaborative environments on the Web that integrate heterogeneous Web information and tools.
- Educational organizations seeking a platform to develop virtual courses and campuses.
- Webmasters creating interactive Web sites which combine conversation and emerging community with information distribution and back-end business functions.< P>
- Organization Consultants creating Internet/intranet platforms for business needs in teamwork and organizational learning.

Open for BusinessSM

The Caucus Server is built on industry standards. It delivers all HTML, including any compatible information in any HTML-compatible format. It also is compatible with Javascript, Java applets, and ActiveX controls as well as Internet-standard email. The Caucus server can be integrated with Web server security (including SSL 3.0 and RSA encryption when installed). Caucus user authentication works directly with the Web server, or can be supplied by an external program.

Multiple Resources

The Caucus server can integrate a variety of heterogeneous Web-compatible information and applications within a Caucus workspace; these resources allow you to provide users with a flexible and extensible set of Web-based capabilities in a

[Product Information](#)

- [The Caucus Server](#)
- [The Caucus Center](#)
- [Caucus Markup Language](#)
- [Documentation](#)
- [Caucus FAQ](#)

[A Guided Tour of Caucus](#)

[Demonstration and Support Conferences](#)

[Trial Download](#)

collaborative workspace setting, where participants have access to all the information their application requires.

Web-based Administration

Caucus workspace conferences can be created and configured via a Web browser and require minimal administration and no network configuration. No client software need be installed, as participants use only a standard Web browser. Return on your Caucus investment can begin immediately.

Caucus Server Requirements

To use Caucus, you need only install it under a [compatible OS](#) and run nearly any [CGI-compatible Web server](#).

Try It Now

You can get started now: [download](#) a free thirty day trial of Caucus today.

The Caucus Center

The Caucus Center is created automatically when you install Caucus. It is complete and ready to use. You can put your center to work immediately by creating conference workspaces, adding users, and integrating Web-accessible materials. You can customize many aspects of the Caucus Center using the supplied browser-based forms. For more extensive customizations, you can tailor Caucus Center templates by modifying the HTML on which they're based, or by using the Caucus Markup Language (CML), the HTML-compatible scripting language included with Caucus.

The Caucus Center templates are simply CML scripts. You can customize these templates or create new scripts of your own for all kinds of collaboration, learning, and community-building applications in Caucus, and evolve them as needs change. Useful new templates, created by our engineers or our customers, are often available to the Caucus community at the Screen Porch Web site.

Caucus Template Requirements

To use CML templates, you need only install Caucus under a [compatible OS](#) and run nearly any [CGI-compatible Web server](#).

Try It Now

You can get started now: [download](#) a free thirty day trial of Caucus today.

[Product Information](#)

- [The Caucus Server](#)
- [The Caucus Center](#)
- [Caucus Markup Language](#)
- [Documentation](#)
- [Caucus FAQ](#)

[A Guided Tour of Caucus](#)

[Demonstration and Support Conferences](#)

[Trial Download](#)

Caucus Markup Language

What is CML?

The Caucus Markup Language (CML) is a powerful scripting language for creating conference workspaces on intranet and Internet Web sites. Its control logic is comparable to Perl or Visual Basic, and it includes functions for easy CGI programming and Caucus database access. CML is thoroughly HTML-compatible, accommodating any kind of Web-compatible access to information on the Web—including information on legacy systems as well as current Web-compatible multiple media information, applications, and tools.

(For detailed information about the nuts and bolts of CML, see the [CML Reference Guide](#), or the general [Documentation](#) page.)

Who should employ CML?

CML is for people and organizations that need interactive, collaborative applications on the Web, including:

- Enterprise developers designing easy-to-use shared workspaces on the Web, which integrate heterogeneous Web information and tools.
- Educational organizations developing virtual courses and campuses.
- Webmasters creating interactive Web sites which combine conversation and emerging community with information distribution and back-end business functions.
- Organization Consultants creating Internet/intranet solutions for business needs in teamwork and organizational learning.

CML—Features & Benefits

Open for BusinessSM

Because Caucus is standards-based and Web-compatible, the workspaces you create in CML can involve disparate information and many kinds of Web applications. They can be deployed on virtually any HTTP server and accessed by virtually any Web browser. CML scripts can be re-used as templates to run on multiple Caucus servers in your organization.

Make it Fast, Make it Better

CML is totally HTML-compatible. CML scripts easily integrate ActiveX controls and Java applets as well as any other HTML-compatible user interface elements you choose.

Install & Use

A complete set of CML templates for a [Caucus conference center](#) is included with Caucus. The center is ready to use off-the-shelf, or you can customize it to meet specific requirements for look, feel and functionality.

[Product Information](#)

[The Caucus Server](#)
[The Caucus Center](#)
• [Caucus Markup Language](#)
[Documentation](#)
[Caucus FAQ](#)

[A Guided Tour of Caucus](#)

[Demonstration and Support Conferences](#)

[Trial Download](#)

Caucus Application Development Capabilities

- Develop HTML for Caucus—much Caucus customization can be done using your favorite HTML environment. Any HTML (forms, tables, multiple media, etc.) can be included.
- Create customized, dynamic workspaces—integrate CML source from templates included with Caucus into your custom scripts. Add CML to modify or extend functionality.
- Extend the workspace with new kinds of information objects by linking to additional Conference resources on other HTML or CML pages.
- Include graphics, links, Java, JavaScript, and other browser-accessible information in any Caucus conference space.
- Create HTML dynamically as the user navigates through a Caucus space.
- Upload any existing file to add a library or information resource to Caucus.
- Support for most browsers—Netscape 2.0 or MS Internet Explorer 3.02 or greater are required.

Standards-based security Support

- Integrates user authentication with NT account information, UNIX password files, HTTP authentication, DCE tickets, etc.
- Access control lets you define who can see, read or write to conferences, and what the user interface and resource set are for any user or group.
- Supports Web-server security (SSL, etc.)

Build custom shared workspaces on the Web—quickly & easily

- Server-side scripting lets you automate processes, e.g. the system can create a new weekly discussion item based on regional sales results.
- Full API for access to Caucus functionality via CML scripts.
- Full scripting language—CML is powerful and easy to learn for a developer familiar with PERL, Basic, or a similar language.
- Shared conferences appear in numerous workspaces with different user interfaces and attached resources.
- Scalable, high-performance server takes advantage of hardware capabilities.
- Conference center templates included for immediate use.
- Customize templates to your specifications using forms, HTML, and CML.

Easy maintenance

- Use a Web front-end to add new users, control user access, set system-wide defaults, initiate new conference workspaces, etc.
- Set permissions for organizers and other participants via a Web front end.
- Set custom interfaces—Caucus automatically recognizes users and presents them with the appropriate interface and privileges.

Adheres to open standards

- Integrates Java applets & ActiveX controls in Caucus workspaces, as well as images, audio/video or anything else HTML-compatible.
- Includes access to standard email protocols using browser-called email client.
- Integrates any browser access point to any Web-accessible database application (Lotus Notes, MS SQL Server, Oracle, Informix, etc).
- Supports any Web HTTP server, through CGI.
- Allows user authentication via NT account information, UNIX password files, HTTP authentication, DCE tickets, etc.
- Supports leading security standards such as SSL 3.0 and RSA encryption when installed on server.
- Operates in a wide variety of server environments including MS BackOffice, Netscape SuiteSpot, Apache http server, etc.

Caucus Template Requirements

To use CML, you need only install Caucus under a [compatible OS](#) and run nearly any [CGI-compatible Web server](#).

Try It Now

You can get started now: [download](#) a free thirty day trial of Caucus today.



©1998 [Screen Porch, LLC](#)

[See what's new. See what's changed.](#)

[Add to the collaboration.](#)

[Make yourself graphically clear.](#)

[Create "Cybraries" - online libraries of shared information.](#)

[Add people, while controlling access.](#)

[Get to know your fellow participants.](#)

[Know what's been seen, and who has seen it.](#)

[Search and you will find.](#)

[Organize knowledge to fit your needs.](#)

[Include other Web-ware and activities in the collaboration.](#)

[Custom-fit Caucus to your organization.](#)

[Work outside the box.](#)

Caucus

The World's Best Conferencing Software

Organizations like Hewlett Packard, British Telecom, the United States Department of Defense, and dozens of universities and colleges use Caucus for online communities, virtual teams, and virtual campuses on the Web. Why do they choose Caucus? Because it's powerful, flexible, and incredibly easy to use.

By following this guided tour, you will learn a lot about how Caucus works. We hope you enjoy the tour.

Once you've completed the tour, you'll have the opportunity to register at our Caucus Conference Center, and try Caucus for yourself.

Caucus

by Screen Porch



©1998 [Screen Porch, LLC](#)

[See what's new. See what's changed.](#)

[Add to the collaboration.](#)

[Make yourself graphically clear.](#)

[Create "Cybraries" - online libraries of shared information.](#)

[Add people, while controlling access.](#)

[Get to know your fellow participants.](#)

[Know what's been seen, and who has seen it.](#)

[Search and you will find.](#)

[Organize knowledge to fit your needs.](#)

[Include other Web-ware and activities in the collaboration.](#)

[Custom-fit Caucus to your organization.](#)

[Work outside the box.](#)

See what's new. See what's changed.

Caucus always gives you an overview of exactly the stuff that's important to you. In a glance you know what's been happening in the projects, classes, or communities that are important to you.

Simply by clicking on the "new material" links you can bring yourself up to date and up to speed immediately.





©1998 [Screen Porch, LLC](#)

[See what's new. See what's changed.](#)

[Add to the collaboration.](#)

[Make yourself graphically clear.](#)

[Create "Cybraries" - online libraries of shared information.](#)

[Add people, while controlling access.](#)

[Get to know your fellow participants.](#)

[Know what's been seen, and who has seen it.](#)

[Search and you will find.](#)

[Organize knowledge to fit your needs.](#)

[Include other Web-ware and activities in the collaboration.](#)

[Custom-fit Caucus to your organization.](#)

[Work outside the box.](#)

Contribute

First review new contributions of other participants, then add to the collaborative project yourself. Your contribution will always take into account the current status of the project.

3:29) 17-FEB-98 12:49 [Neil Olsonoff](#)
Edit

Nancy & everyone ...

Reading the summary brought to mind that one of the key traits of an effective 'thought leader' is the ability to interpret current reality for the group. The leader with interpretive skill is one adds value by making current sense of ongoing chaos. An important skill in our times of constant change.

The interpretive act can be seen in many ways ...

- it's a sense-making activity, of course.
- it's a devolving from higher level 'strategy' issues to lower level (more short term) 'tactics' issues. (Answering the question 'what we have to do next.')
- it's an essential role in the collaborative, emergent environment
- it's an enthusiasm and culture building tool. (Envision the tribal leader telling stories to the group around the fire.)
- and of course, as Susenne points out, in skillful hands it can be used to serve hidden or dark agendas as well as overt, bright ones.

[Action checked responses](#)
On to Managing Distributed Teams Item 3:

Enter your response in the box, or a file.

Neil, that's a good point, and it ties in with some earlier thoughts:

The dangers of excessive concentration at the individual level become another reason to strongly consider the distributed approach. Also important is to watch for, and guard against, isolated systems. Rich interactions with the environment help mitigate against these risks. And, coincidentally, this seems increasingly vital in business.

it now.

Box width:

to Managing Distributed Teams Item 3
Forget this item?
[Who has seen this item?](#)



©1998 [Screen Porch, LLC](#)

[See what's new. See what's changed.](#)

[Add to the collaboration.](#)

[Make yourself graphically clear.](#)

[Create "Cybraries" - online libraries of shared information.](#)

[Add people, while controlling access.](#)

[Get to know your fellow participants.](#)

[Know what's been seen, and who has seen it.](#)

[Search and you will find.](#)

[Organize knowledge to fit your needs.](#)

[Include other Web-ware and activities in the collaboration.](#)

[Custom-fit Caucus to your organization.](#)

[Work outside the box.](#)

Make yourself graphically clear

Just as in a real-world conference room, you can share all kinds of information in Caucus. You can include visual images, project files and Web links right in your meeting where they have maximum impact on your team's project.

Of course Caucus lets you get graphic, making yourself clear with effects like bold, underlining, italics, typeface, color, and larger size type to get your point across.

New Web Site---Advance Look

Item 7 03-MAY-1998 11:34 [Kay Melrose](#)

We'll be premiering the new *Layover, Inc.* Web site in conjunction with the launch of Spray Eraser, our new flagship product.

Here's an [advance look](#) at the site. Please familiarize yourself with its themes and materials. A marketing training session will be scheduled for late May, and knowing the Web site will give you a leg up in that session. Notice that we've included the "Powered by Caucus" logo:

We couldn't have built such an interactive environment without Caucus.

7:1) 03-MAY-1998 17:15 [Dan Philby](#)

Kay, thanks for the pointer to the new site. This will be helpful for me in preparing for the weeks to come.



©1998 [Screen Porch, LLC](#)

[See what's new. See what's changed.](#)

[Add to the collaboration.](#)

[Make yourself graphically clear.](#)

[Create "Cybraries" - online libraries of shared information.](#)

[Add people, while controlling access.](#)

[Get to know your fellow participants.](#)

[Know what's been seen, and who has seen it.](#)

[Search and you will find.](#)

[Organize knowledge to fit your needs.](#)

[Include other Web-ware and activities in the collaboration.](#)

[Custom-fit Caucus to your organization.](#)

[Work outside the box.](#)

Limitless Knowledge Resources

Caucus easily integrates all kinds of information resources to enrich your collaboration.

Include Web sites, HTML files, PowerPoint presentations, legacy database links, and just about any other information you need. If you want to create course materials or project documents for a Caucus application, you can use an HTML editor, a Web-authoring package, courseware for the Web, or any software that allows you to save-as-HTML. The files and pages you create can be integrated into Caucus with ease.

You can even include Web *activities* -- not just information -- in a Caucus collaboration. We've include a lot of examples below; please take the time to scroll through them all to get an idea of how powerful and flexible Caucus is.

Resource Collections

Caucus by Screen Porch

Go to Search People Notebook Help Resource Quit

Caucus Learning Center => Learn Macromedia Director => Resources Collections

Resources for Learn Macromedia Director

Resources available for this conference:

- Module 1: Course Introduction and Overview
- Module 2: Object-Oriented User Interface Design
- Module 3: 2D Visualization
- Useful Course Tools
- Useful Object Oriented Programming Sites

Resources

Caucus by Screen Porch

Go to Search People Notebook Help Resource Quit

Caucus Learning Center => Learn Macromedia Director => Resources

Module 1: Course Introduction and Overview

Edit

In this first module, you'll get oriented to the course as a whole and review some of the software tools we'll be using for the various projects. This is not a software course, but if you're comfortable with the software tools before you have to use them, it'll make completing the assignments that much more comfortable. So take this time to refresh your skills and tool up!

For each module, you'll be able to navigate among the five relevant pages: Introduction, Connect, Apply, Reflect, and Extend.

Introduction Edit

Posted by Tom Mandel on 13-JUL-1998 10:04

Connect Edit

Posted by Tom Mandel on 13-JUL-1998 10:05

Apply Edit

Posted by Tom Mandel on 13-JUL-1998 10:06

Reflect Edit

Posted by Tom Mandel on 13-JUL-1998 10:12

Extend Edit

Posted by Tom Mandel on 13-JUL-1998 10:19

Back Forward Reload Home Search Guide Images Print Security Stop

Location: <http://screenporch.com/spl/websock/0007542/0474381/SPR/viewitem.cm?84+23+93+8+04>

Spray Eraser Launch Plan Item 8

Caucus by Screen Furch

Go to Search People Notebook Help Resource Quit

Implosives, Inc. Learning Center => Spray Eraser Launch Plan => Item 8

Advertising Campaign

All Prev First Last Next

Item 8 03-MAY-1998 11:43 [Kay Melrose](#) Edit

Here's the [ad budget](#) as well as the Spray Eraser [press release](#).

Netscape

Back Forward Reload Home Search Guide Images Print Security Stop

Location: http://screenporch.com/~screen/LIB/spray_erasor_launch_plan/kmelrose/implosives_rele

Implosives, Inc. hits market with Spray Eraser---a building eliminator in a can.

Abilene, TX, May 6, 1998— Implosives, Inc. today announced Spray Eraser, the

	A	B	C	D	E	F	G	H
1	Initial Advertising Budget							
2	<i>Spray Eraser</i>							
3								
4	Industry Periodicals		\$	6,786				
5	Billboards & Graffiti		\$	44,786				
6	Local Newspapers		\$	34,267				
7	Radio		\$	78,664				
8	Total:		\$	164,503				
9								
10								
11								
12								
13								
14								
15								
16								
17								
18								
19								

Netscape

File Edit View Go Communicator Help

Powered by **Caucus**

Items Search People Go to Item Help Quit

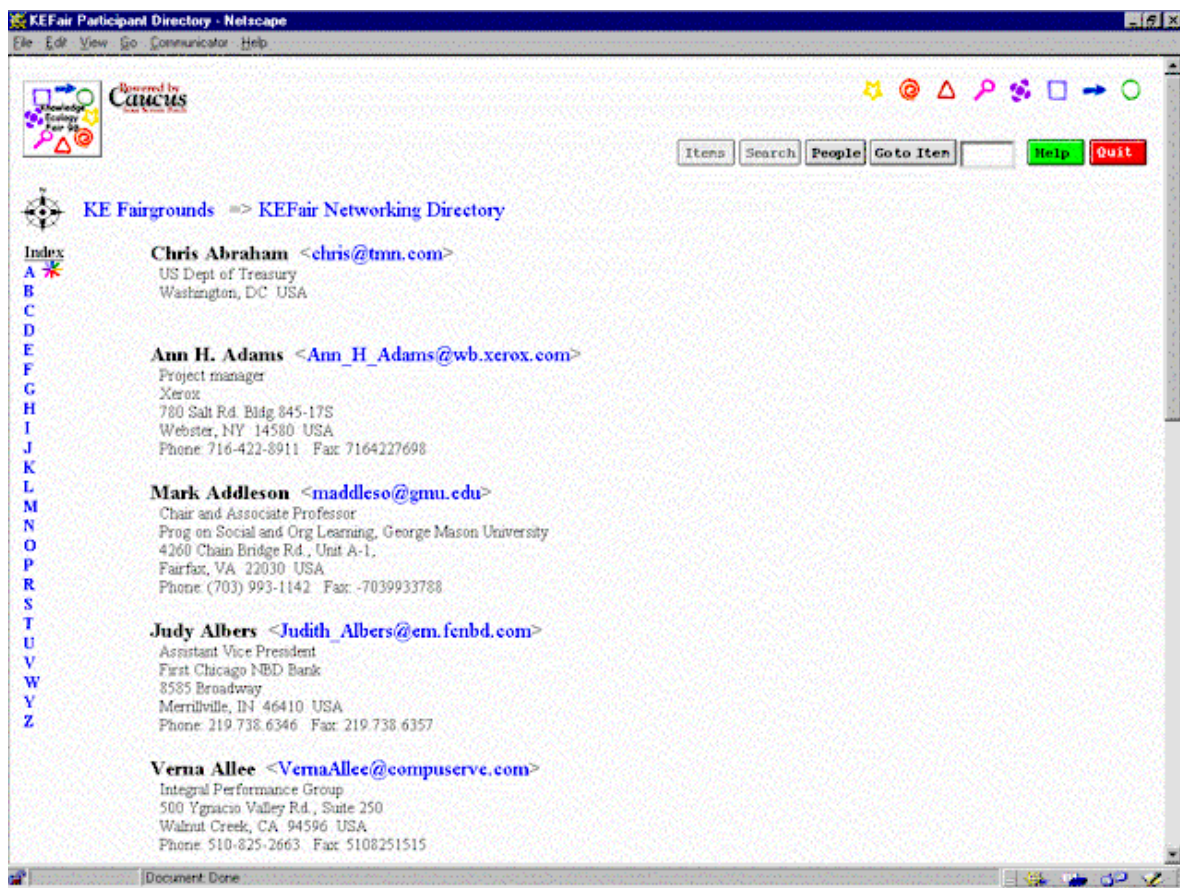
KE Fairgrounds => KEFair Cybrary

Cybrary

The Cybrary is the Fair's resource center where you will find:

- [Networking Directory](#), a roster of community members
- [Newsletter 1](#), [Newsletter 2](#), [summaries](#), [updates](#) and highlights of the Fair's events, written by its participants and facilitators.
- Access to the [Knowledge Garden](#), a vast virtual library of "whitepapers", interviews, book chapters, slide presentations, work-in-progress documents, that provide context and depth for the topics discussed at the Fair.
- [Photo Gallery](#) of pictures submitted by community members
- [KE Fair Bookstore](#) where you can browse and order books for organizational professionals, carefully selected by our staff
- "Whole Earth Compendium of Knowledge Ecology": access to tools, ideas, processes, and people in the form of an interactive, keyword searchable multimedia compendium, which will be made available to registered members shortly after the Fair's completion.
- [KE Fair Statistics](#)
- [Knowledge Management Links](#)
- [Links posted by KEFair participants](#)

Document: Done



Not just static information but Web activities too can be integrated under the Caucus menubar and brought inside a collaborative Caucus conference. Below, you'll see an Amazon.com bookstore right inside a Caucus collaboration. Note the Caucus menubar at the top of the page.



A learner can even create personal notebooks of materials from within the collaborative conference or any other source.





©1998 [Screen Porch, LLC](#)

[See what's new. See what's changed.](#)

[Add to the collaboration.](#)

[Make yourself graphically clear.](#)

[Create "Cybraries" - online libraries of shared information.](#)

[Add people, while controlling access.](#)

[Get to know your fellow participants.](#)

[Know what's been seen, and who has seen it.](#)

[Search and you will find.](#)

[Organize knowledge to fit your needs.](#)

[Include other Web-ware and activities in the collaboration.](#)

[Custom-fit Caucus to your organization.](#)

[Work outside the box.](#)

Add people and control access

A conference organizer can add new people to Caucus collaborations using only a Web browser. And new team members come up to speed quickly by reviewing project discussions and information collected in the conference center.

Customize Spray Eraser Launch Plan : Users

This page contains sections for changing the [conference membership](#), the [user capabilities](#), and the [prohibited HTML tags](#).

Conference Membership:

Use the fields below to add or exclude members in your conference. When developing your membership list, keep in mind that the effects of the fields are cumulative. If you include a user (perhaps as part of a group) in one field, and then exclude them in a later field, they will be excluded from the conference. You can use this principle to develop very elaborate membership lists.

You can also use several special symbols in membership lists. A "*" functions as a wildcard, matching any set of characters. Any line beginning with a "@" is treated as a comment, which you can use to annotate your list. Finally, a "<" is used to include a user group. See the [Conference Organizer's How To](#) for more information.

Also available: [User Groups on this system](#).

(If you need more fields to design your conference security, you can [add additional fields](#).)

Talking about people, that's what Caucus gives you. The people you are working with. Any time. Any place. No matter when you enter the Caucus conference center, your teammates all seem to be there with you!

Yet, you don't all have to be logged in at the same time. And that's good, because people aren't usually available all at the same time. People are too busy for that.

Welcome to Implosives Inc. Learning Center

[Spray Eraser Launch Plan](#)
1 item with new material

[Human Resources](#)
7 items with new material

[Learn Macromedia Director](#)
1 item with new material

Powered by **Caucus**
from Screen Porch

Caucus

by Screen Porch



©1998 [Screen Porch, LLC](#)

[See what's new. See what's changed.](#)

[Add to the collaboration.](#)

[Make yourself graphically clear.](#)

[Create "Cybraries" - online libraries of shared information.](#)

[Add people, while controlling access.](#)

[Get to know your fellow participants.](#)

[Know what's been seen, and who has seen it.](#)

[Search and you will find.](#)

[Organize knowledge to fit your needs.](#)

[Include other Web-ware and activities in the collaboration.](#)

[Custom-fit Caucus to your organization.](#)

[Work outside the box.](#)

Get to know your fellow participants

Collaboration works best when you know the people you're working with. Caucus makes it easy to find out who else is participating, to see what information they've chosen to share about themselves, and to get to know the people you're collaborating with online.



©1998 [Screen Porch, LLC](#)

[See what's new. See what's changed.](#)

[Add to the collaboration.](#)

[Make yourself graphically clear.](#)

[Create "Cybraries" - online libraries of shared information.](#)

[Add people, while controlling access.](#)

[Get to know your fellow participants.](#)

[Know what's been seen, and who has seen it.](#)

[Search and you will find.](#)

[Organize knowledge to fit your needs.](#)

[Include other Web-ware and activities in the collaboration.](#)

[Custom-fit Caucus to your organization.](#)

[Work outside the box.](#)

Know what's been seen, and who has seen it

When people are working together they need to know they're all on the same page—or find out if they're not. Caucus always lets you know who has seen a piece of information or any part of a discussion.

Name	Seen? (6 responses total)
Carolyn Daley	5
Will Jamison	2
Tom Mandel	✓
Kay Melrose	✓
Dan Philby	✓
Andrew Pollard	✓
Screen Porch Support	new
Visitor	new



©1998 [Screen Porch, LLC](#)

[See what's new. See what's changed.](#)

[Add to the collaboration.](#)

[Make yourself graphically clear.](#)

[Create "Cybraries" - online libraries of shared information.](#)

[Add people, while controlling access.](#)

[Get to know your fellow participants.](#)

[Know what's been seen, and who has seen it.](#)

[Search and you will find.](#)

[Organize knowledge to fit your needs.](#)

[Include other Web-ware and activities in the collaboration.](#)

[Custom-fit Caucus to your organization.](#)

[Work outside the box.](#)

Search and you will find

Searching for information in your resources or discussions is easy too.



©1998 [Screen Porch, LLC](#)

Organize knowledge to fit your needs

In your Caucus notebook you can organize and reorganize knowledge from discussions and resource documents in any way you like. Create categories by project, by schedule, by area of interest -- any way that fits your needs. You can edit your notebook or add new materials to it at any time.

[See what's new. See what's changed.](#)

[Add to the collaboration.](#)

[Make yourself graphically clear.](#)

[Create "Cybraries" - online libraries of shared information.](#)

[Add people, while controlling access.](#)

[Get to know your fellow participants.](#)

[Know what's been seen, and who has seen it.](#)

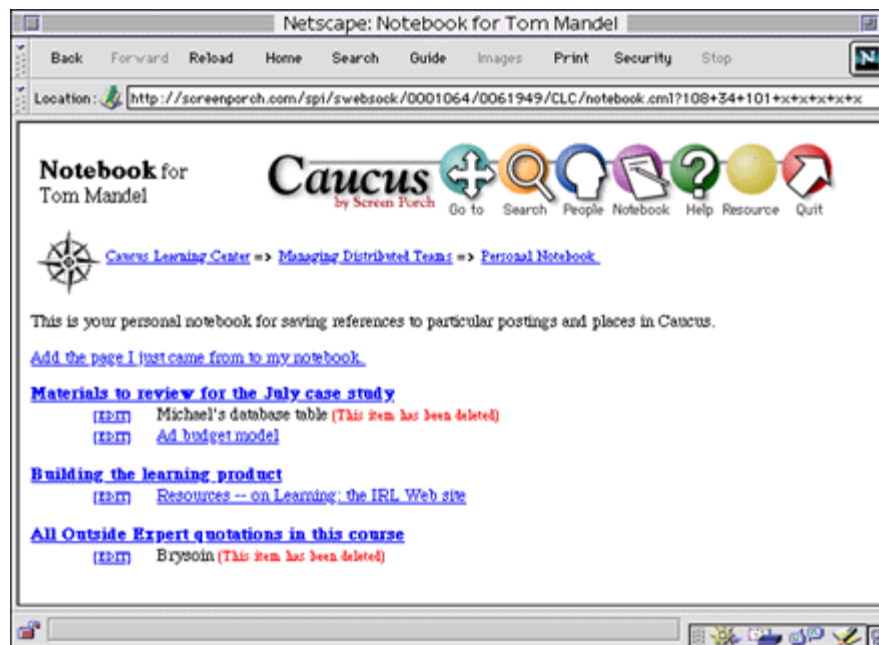
[Search and you will find.](#)

[Organize knowledge to fit your needs.](#)

[Include other Web-ware and activities in the collaboration.](#)

[Custom-fit Caucus to your organization.](#)

[Work outside the box.](#)





©1998 [Screen Porch, LLC](#)

Include other Web-ware and activities in the collaboration

Caucus easily integrates all kinds of information to enrich your collaboration. The conference center can include Web pages, HTML files, PowerPoint presentations, and about any other information you need.

[See what's new. See what's changed.](#)

[Add to the collaboration.](#)

[Make yourself graphically clear.](#)

[Create "Cybraries" - online libraries of shared information.](#)

[Add people, while controlling access.](#)

[Get to know your fellow participants.](#)

[Know what's been seen, and who has seen it.](#)

[Search and you will find.](#)

[Organize knowledge to fit your needs.](#)

[Include other Web-ware and activities in the collaboration.](#)

[Custom-fit Caucus to your organization.](#)

[Work outside the box.](#)

The screenshot shows a Netscape browser window displaying a web page titled "Spray Eraser Launch Plan Item 8". The page includes navigation icons (Go to, Search, People, Notebook, Help, Resource, Quit) and a search bar. Below the navigation icons, there is a section titled "Advertising Campaign" with a table of advertising budget data.

Item	Date	Key
Item 8	03-MAY-1998 11:43	Key Melrose

Below the table, there is a section titled "Initial Advertising Budget" with a table of advertising budget data.

Item	Amount
Industry Periodicals	\$ 6,786
Billboards & Graffiti	\$ 44,786
Local Newspapers	\$ 34,267
Radio	\$ 78,664
Total:	\$ 164,503



©1998 [ScreenPorch, LLC](#)

[See what's new. See what's changed.](#)

[Add to the collaboration.](#)

[Make yourself graphically clear.](#)

[Create "Cybraries" - online libraries of shared information.](#)

[Add people, while controlling access.](#)

[Get to know your fellow participants.](#)

[Know what's been seen, and who has seen it.](#)

[Search and you will find.](#)

[Organize knowledge to fit your needs.](#)

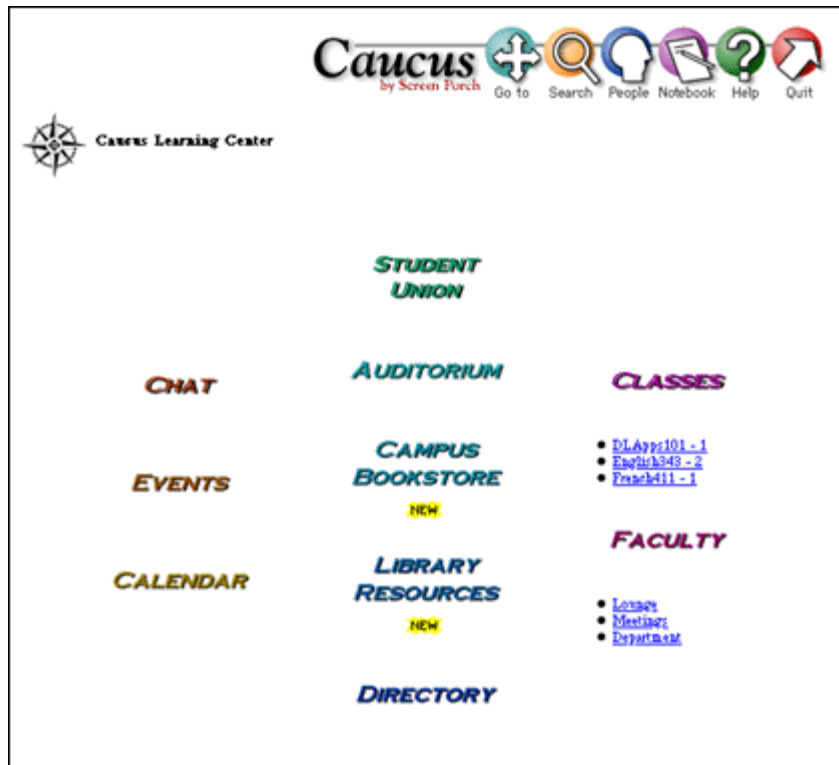
[Include other Web-ware and activities in the collaboration.](#)

[Custom-fit Caucus to your organization.](#)

[Work outside the box.](#)

Custom-fit Caucus to your organization

Organizations, teams of people, projects -- they can be very different. You can customize Caucus to create any look and feel you need. Here are just a few examples.





Caucus
by Screen Fetch



Go to Search People Notebook Help Resource Quit



Caucus Learning Center

Welcome!

This Caucus Learning CenterSM hosts our corporate training program, as well as providing general tools and resources that you'll find useful in the course of your training.

Caucus
**Learning
Center**



[The Commons](#)

Join your fellow students in informal introductions and discussions



[The Library](#)

General reference materials for the courses available here



[Resources](#)

Local and web-based resources



[Home](#)

Use this link to return to our corporate home page

Available Workshops:



[Managing Distributed Teams](#)

Learn to overcome the disadvantages of distance with tools and techniques for building corporate knowledge within geographically distributed groups.



©1998 [Screen Porch, LLC](#)

[See what's new. See what's changed.](#)

[Add to the collaboration.](#)

[Make yourself graphically clear.](#)

[Create "Cybraries" - online libraries of shared information.](#)

[Add people, while controlling access.](#)

[Get to know your fellow participants.](#)

[Know what's been seen, and who has seen it.](#)

[Search and you will find.](#)

[Organize knowledge to fit your needs.](#)

[Include other Web-ware and activities in the collaboration.](#)

[Custom-fit Caucus to your organization.](#)

[Work outside the box.](#)

Gives you what you want. Works with what you've got

Screen Porch customers use Caucus for mission-critical projects. Whether they are supporting virtual teams around the world, building a corporate learning environment, creating an online professional conference, or establishing a virtual campus on the Web, they know Caucus will work for them.

Do you think Caucus might work for you too? Please [register](#) at our Demonstration Conference Center, and try out Caucus on our site. You can also [download](#) an evaluation copy for your own Web server.

The screenshot shows the 'Caucus Learning Center' interface. At the top, there is a navigation bar with icons for 'Go to', 'Search', 'People', 'Notebook', 'Help', 'Resource', and 'Quit'. Below this is a 'Welcome!' message stating that the center hosts corporate training programs and provides general tools and resources. There are four main sections: 'The Commons' (informal introductions and discussions), 'The Library' (general reference materials), 'Resources' (local and web-based resources), and 'Home' (link to corporate home page). At the bottom, there is a section for 'Available Workshops', featuring 'Managing Distributed Teams' which helps overcome distance disadvantages.

Work outside the box

Caucus is built on open standards and requires no new infrastructure. It will run on nearly any Web server and will interoperate smoothly with all standard Internet/intranet hardware and software. For more information, contact Screen Porch:

Phone: 703-243-3001

Fax: 703-578-4845

Email: info@screenporch.com

Postal: Screen Porch, LLC
2000 North 15th Street, Suite
103
Arlington, VA 22201

Caucus 4.0 Press Release

Screen Porch rolls out Caucus 4.0, the latest update to the premier Web-based conferencing software.

Woodbridge, VA, March 10, 1998—Screen Porch LLC today announced version 4.0 of Caucus, the world's leading independent Web-based conferencing software. Available immediately, Caucus 4.0 can be downloaded for a free 30-day trial from the Screen Porch site on the Web (<http://screenporch.com>).

Built on solid conferencing technology proven over a period of ten years, Caucus 4.0 facilitates interactive discussion conferences where people can work together with all kinds of Web-based information: from HTML documents to databases, Java applets, images and audio.

Jerry Michalski, a computer industry analyst and managing editor of *Release 1.0*, says "Caucus delivers a key benefit—active collaboration— which organizations hope for but often don't get from shared databases like Lotus Notes or news server interfaces like Netscape Collabra—yet Caucus complements Notes and adds substantial value where that platform is already in place."

On the client side, Caucus-hosted meetings and discussions require only a common Web browser. On the server side, Caucus runs on any Windows NT or UNIX host.

As a conferencing platform, Caucus differs in three fundamental ways.

First, it minimizes "topic drift" with a format that keeps discussions to just two levels: conference items and participants' responses within those items. Participants can add plain text or HTML. They can also upload files of any sort, including Web media like audio and images. Users can review and edit their contributions. And they can include live links to Web documents or other Caucus discussions.

Second, it allows an enormous range of customization. An enterprise can easily create a virtual workspace consisting of a number of conferences, and manage the knowledge that grows in that space. Users can build knowledge notebooks using simple Caucus tools. Organizations can furnish workspaces with online book stores and other collections of internally-published documents or external links. The visual design of a Caucus workspace can be customized extensively using browser-based forms or standard HTML development tools. Organizations can also create interactive applications, using the Caucus Markup Language (a superset of HTML). And when a project is finished, its Caucus workspace can be archived as a knowledge base and re-used as a template.

Third, Caucus integrates easily with a company's existing Web and intranet technologies. It turns static Web documents into dynamic material for collaboration and it works with a company's other Web applications. Caucus comes with a complete set of self-installing templates, so organizations only need to add content and users.

"We designed Caucus to be the primary platform for collaboration on the Net," states Charles Roth, Chief Technology Officer of Screen Porch. "Caucus is architecturally simple and compatible with the Web technologies our customers

[Who We Are](#)

[Caucus Success Stories](#)

[Licensing and Sales](#)

[Job Opportunities](#)

[Contacting Screen Porch](#)

• [Latest News](#)

already use. It is open to oncoming Web development, scaleable, programmable, easily integrated with network-based security and authentication—and very easy to maintain."

"Caucus dramatically increases an organization's productivity," adds company President Tom Mandel. "It takes the way people work in the real world—by getting together and discussing an issue—and puts it in the virtual space where more and more real work now takes place. No matter how separated they may be, they can share images, presentations, links and files of all kinds, much as they might in a meeting room. What's more, Caucus helps people keep their meetings in focus and on topic, rather than digressing into distracting threads that unravel all over the place."

"Conferencing will increasingly become a fundamental network service," says Doc Searls, president of The Searls Group and publisher of *Reality 2.0*. "Screen Porch is better-positioned to make that happen than any other company. Unlike Collabra, Caucus doesn't run on just one kind of browser. Unlike Notes, it doesn't require a colossal commitment by the enterprise to a proprietary collaboration platform. Essentially, it's the best social computing application of our time. And also the only one with roots that run back more than a decade to collaboration platforms that predate even the likes of Lotus Notes."

Caucus runs on Microsoft Windows NT and a wide variety of UNIX platforms, including Sun Solaris, HP-UX, Digital (OSF/1), Linux and SGI. Small-group licenses start at \$695.00. Full pricing information is available at the company's Web site (<http://screenporch.com>).

Screen Porch is a privately held company that was founded in 1996, and is headquartered in Northern Virginia. It also has offices in California and Michigan, and distribution partners in the United States, Canada, and Japan. Commercial users of Screen Porch software include enterprises of every size, from British Telecom and Avery Dennison, to consulting firms like Metasystems Design Group and Community Intelligence Labs. Education customers include dozens of colleges, universities and other schools. Government customers include the U.S. Department of Defense, the City of Santa Monica, and many other bodies.



Caucus has always provided the world's best online platform for collaborative projects of all kinds.

Caucus 4.0 builds on that feature-rich foundation with improvements that expand your ability to share and organize the information you need to work and learn with others online.

- A **redesigned interface** with new graphics and improved layout makes Caucus easier to use than ever.
- The new **personal Notebook** feature allows you to store references to any location in Caucus for quick access to the information you need most.
- A **more powerful searching function** enables you to search across multiple conferences to find the information you're looking for.
- Expanded options for **viewing and sorting** conference contents listings provide enhanced tools for browsing Caucus workspaces.
- New tools to **copy and move conference material** from one location to another facilitate sharing and reorganizing information within and between conferences.
- Improved **conference organizer tools** simplify conference management:
 - New tools for maintaining conference user lists
 - Expanded options for defining conference backgrounds and colors
 - Organizer control over allowed and prohibited HTML tags
 - Flexible limits on when responses may be edited.
- A complete suite of **web-based Caucus management tools** provides powerful access to the full range of manager functions:
 - Conference creation, deletion, and archiving
 - Caucus user creation, deletion, and password management
 - User group management
 - Control over system-wide variables that affect the Caucus interface
 - Server management

Caucus 4.0 is 100% compatible with previous versions of Caucus, so you can take advantage of the new features without interrupting your workflow.

[Try Caucus 4.0](#) now at our public conference center, or [download](#) a free trial copy for your own web site.

[Product Information](#)

[A Guided Tour of Caucus](#)

[Demonstration and Support Conferences](#)

[Trial Download](#)

[Customer Download](#)